



noraplan<sup>®</sup> linee

THE ART OF LINES

**nora**<sup>®</sup>  
by **Interface**<sup>®</sup>



## Good design follows a clear line

Such a quality is widely evident in modern interior design concepts with their reduced forms, subtle colours and strong lines. noraplan linee captures these qualities to create internal spaces full of expression and inspiration.

With its distinctive lineation in colour and structure, noraplan linee emphasises spatial dimensions and gives them added perspective. The restrained colours complement the purist look of modern interior design.

Give your ideas shape and create rooms of striking character – with noraplan linee.







Discreet colours,  
clear direction

The rubber flooring with its directionally orientated line structure focuses on restrained colours to achieve a purist look. With four shades of grey and four understated colours, it offers you the right option for any environment. Combined with the structured surface, the lineation in light and dark gradations of the base colour gives rooms an additional perspective.



7301

7305




7302



7306



7303



7307



7304



7308

**noraplan® linee**  
**Art. 160E**



~2.0 mm

nora profile connection dimension: A + U



Also available as noraplan® linee nTx.

Note: Further designs and information about nora nTx are available on request or at [www.nora.com](http://www.nora.com).











# More options for your design - with nora 4you

Our nora 4you service opens up a wealth of design flexibility by offering you various plank and tile sizes. The different formats enable you to realise individual installation patterns.

By creatively arranging the already expressive design of noraplan linee, you can substantially shape the ambience and give the room a unique character. For example, you can separate areas from one another or create room concepts that reflect the architecture of the building.

The choice of edge design also influences the atmosphere of the room: while plain edges create a two-dimensional effect, chamfered edges can be used to emphasise the tile character of the floor.

With nora 4you, you have endless scope for your ideas.



~ 610 mm x 305 mm




~ 1220 mm x 405 mm




~ 610 mm x 610 mm



~ 610 mm x 205 mm



~ 1220 mm x 202,5 mm



~ 610 mm x 152,5 mm





Printed on 60% recycled paper.

Errors as well as misprints and changes reserved. No guarantee is given for the accuracy and completeness of the information. The product images in this document may differ from the original. This document is not a contractual offer and only serves to provide non-binding information.

The nora brand and all other registered trademarks used in this document are registered to the company, the country or to a company associated with nora systems GmbH. Other labels used here are trademarks of their respective owners.

Contact details, local branches or authorised retailers, as well as other information can be found at [www.nora.com](http://www.nora.com).

## **Publisher**

nora systems GmbH  
Höhnerweg 2-4  
69469 Weinheim | Germany  
[www.nora.com](http://www.nora.com)